


Open Research Blitz

Ponrawee Prasertsom & Georgia-Ann Carter
pplsopenresearch@ed.ac.uk

Open Research is a set of principles [...] to make the outputs of research **freely accessible** and **usable**, thereby to maximise the possibility of **public benefit**.




Conceptualisation
and design



Pre-registrations and pre-registered reports

Document what your plans and the
changes you make to them



Analysis




Reproducible Workflow

Document your analysis and code
Ensure others can run your code
and get the same results



Dissemination



Open Access

Share manuscripts (preprints)
Share data and analysis code
Make research free (Open Access)

Why do Open Research?

Good for science

- More transparency (less field-wide crises)
- Better, robust results
- Promotes equality of access to knowledge

Good for you

- More people know your work
- Get more citations
- Avoid disasters (e.g., accusations of academic fraud)

But that sounds like a hassle...

Yes, but you have to do **most of them** anyway:

- Pre-registration: Good research requires good planning
- You have to write code, analyse data, ...

You're just putting in a little extra work to:

- **Organise** your research/code/data
- **Document** your plans, steps you take in doing your research
- Make your stuff **accessible**

How to begin?

Well, hopefully we can help!

Pre-registration

The act of specifying your research plan before conducting the study

- State clear research hypothesis
- Outline analysis plan (ideally) prior to data collection
- In practice: Fill out a form in a pre-registration platform (e.g., OSF)
- Your pre-registration is eventually made public

Extrapolation of animacy- vs. colour-based noun classification systems

Public registration ▾

Updates ▾



Overview

Metadata

Files

Resources

Wiki

Components 0

Links 0

Analytics

Comments 0

Open practice resources

- Data
- Analytic code
- Materials
- Papers
- Supplements

Study Information

Hypotheses

Many noun classification systems, such as grammatical gender, categorise nouns (at least partially) based on their semantics. However, only certain semantic domains, like animacy, are common determinants of noun classification cross-linguistically, whereas others, like colour, are not. We hypothesise that this is because humans have a stronger bias for animacy (than colour) when learning noun classes. We tested this hypothesised bias in our previous study (<https://osf.io/futa8>), which shows that participants who learn artificial animacy-based noun classes learn them better than colour-based noun classes. However, the effect size is very small. We suspect that this might be because participants' learning biases are overwhelmed by the artificial data, which are already easy to learn.

In this study, we test the same hypothesis again using the extrapolation paradigm (Culbertson, to appear), which could circumvent this problem by forcing participants to generalise. Participants will be given ambiguous input during training, and be tested on how they generalise. The direction of generalisation will be taken to be evidence in favour of a particular bias. In our case, this means that the semantics basis for classification will be ambiguous between being colour-based and animacy-based because the same animacy category (e.g., inanimate) always co-occurs with the same colour category (e.g., warm colour). At test, they will be tested on trials where the cues are conflicting (e.g., inanimate but of a cold colour, which they have not seen earlier). The direction of generalisation (animacy- or colour-based) will be taken as evidence in favour of the learning bias in that direction. We predict that, if participants have a bias for animacy in noun class learning, they will generalise based on animacy when faced with conflicting cues.

Design Plan

Study type

Observational Study - Data is collected from study subjects that are not randomly assigned to a treatment. This includes surveys, "natural experiments," and regression discontinuity designs.

Blinding

No blinding is involved in this study.

Is there any additional blinding in this study?

No response

Study design

The same number of participants is assigned to each of the two conditions. There are two main phases: vocabulary learning and noun class learning.

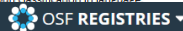
In vocabulary learning, participants learn 16 nouns. Each noun is compositional, consisting of one monosyllabic morpheme that corresponds to a referent type a referent type (e.g., a frog) and another monosyllabic morpheme that corresponds to a colour (e.g., red). The morphemes are constructed by taking the onset of the first syllable of the corresponding English word and adding a vowel (e.g., the morpheme "bla" means "blue"). Each referent also has a unique pattern not predictable from the morphemes. There are 4 referent types (two animate: frog, lizard; two inanimate: bag, box), and 4 colours (two warm: red, yellow; two cold: blue, green). Encoding colour and

Contributors

Ponraee Prasertsom, Jennifer Culbertson, and Kenny Smith

Description

An artificial language experiment under the extrapolation paradigm that tests whether there is a bias for animacy relative to colour as a semantic basis for noun classification in language.



Add New

My Registrations

Help

Donate



New registration

Metadata

- Study Information
- Design Plan
- Sampling Plan
- Variables
- Analysis Plan
- Other
- Review

Registration Metadata

This metadata applies only to the registration you are creating, and will not be applied to your project.

Title *

Untitled

Description *

Contributors

Name	Permission	Citation
Ponraee Prasertsom	Administrator ▾	<input checked="" type="checkbox"/> ▾ ×

Affiliated institutions

This registration has no affiliated institutions

License

CC-BY Attribution 4.0 International

Next →

Auto-saved:
14 days ago

Delete Draft

Caution

Only one person is able to edit a registration draft at a time. Be sure to coordinate with any other contributors.

Pre-registration

Does that mean you cannot change my plan?

- No! You can make updates to your pre-reg
- You can do exploratory analyses: You just have to state that they are exploratory
- Transparency is key

Registered reports = Peer-reviewed pre-registration



Registered reports = Peer-reviewed pre-registration

Pros

- Early reviews and (in-principle) acceptance
- (Almost) guaranteed publication
- Credibility

Cons


- Workload shift to the start
- Hard to do with unexplored areas
- Not adopted by many journals

Data Sharing

The act of making data/code accessible to others

Pros

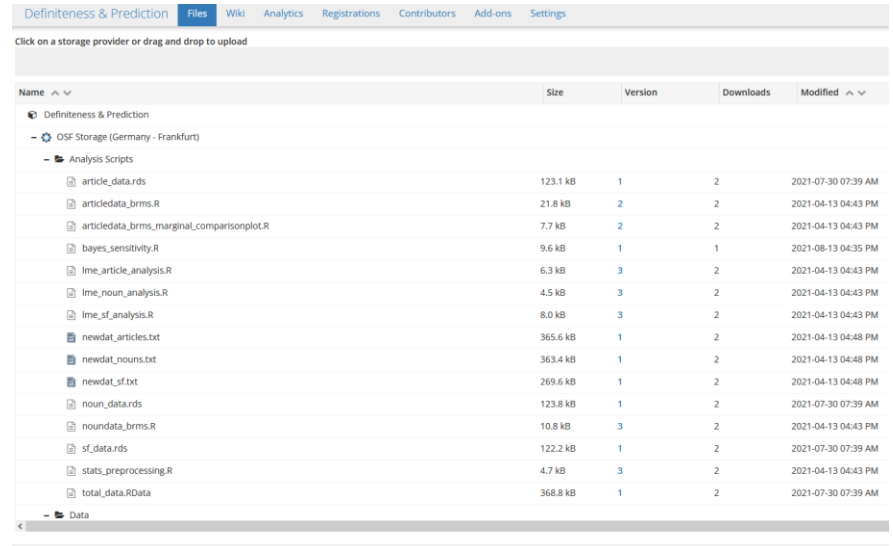
- Citation advantage
- Reproducibility
- Transparency



Data Sharing

How?: submit data and materials to independent repository e.g., OSF, Github

- Important to include metadata → comments on making data useable
 - Explaining abbreviations
 - Highlighting where to change folder names



The screenshot shows the OSF interface for a project named 'Definiteness & Prediction'. The navigation bar includes 'Files', 'Wiki', 'Analytics', 'Registrations', 'Contributors', 'Add-ons', and 'Settings'. Below the navigation bar, there is a prompt to 'Click on a storage provider or drag and drop to upload'. The main content area displays a table of files and folders. The table has columns for 'Name', 'Size', 'Version', 'Downloads', and 'Modified'. The files listed include 'Analysis Scripts' (a folder), 'article_data.rds', 'articledata_brms.R', 'articledata_brms_marginal_comparisonplot.R', 'bayes_sensitivity.R', 'lme_article_analysis.R', 'lme_noun_analysis.R', 'lme_sf_analysis.R', 'newdat_articles.txt', 'newdat_nouns.txt', 'newdat_sf.txt', 'noun_data.rds', 'noundata_brms.R', 'sf_data.rds', 'stats_preprocessing.R', and 'total_data.RData'. Each file entry shows its size, version number, number of downloads, and the date and time it was last modified.

Name	Size	Version	Downloads	Modified
Definiteness & Prediction				
OSF Storage (Germany - Frankfurt)				
Analysis Scripts				
article_data.rds	123.1 kB	1	2	2021-07-30 07:39 AM
articledata_brms.R	21.8 kB	2	2	2021-04-13 04:43 PM
articledata_brms_marginal_comparisonplot.R	7.7 kB	2	2	2021-04-13 04:43 PM
bayes_sensitivity.R	9.6 kB	1	1	2021-08-13 04:35 PM
lme_article_analysis.R	6.3 kB	3	2	2021-04-13 04:43 PM
lme_noun_analysis.R	4.5 kB	3	2	2021-04-13 04:43 PM
lme_sf_analysis.R	8.0 kB	3	2	2021-04-13 04:43 PM
newdat_articles.txt	365.6 kB	1	2	2021-04-13 04:48 PM
newdat_nouns.txt	363.4 kB	1	2	2021-04-13 04:48 PM
newdat_sf.txt	269.6 kB	1	2	2021-04-13 04:48 PM
noun_data.rds	123.8 kB	1	2	2021-07-30 07:39 AM
noundata_brms.R	10.8 kB	3	2	2021-04-13 04:43 PM
sf_data.rds	122.2 kB	1	2	2021-07-30 07:39 AM
stats_preprocessing.R	4.7 kB	3	2	2021-04-13 04:43 PM
total_data.RData	368.8 kB	1	2	2021-07-30 07:39 AM
Data				









TIP!: preparing research materials for sharing during the active research phase is easier than afterwards (McKiernan et al., 2016)

Licensing

- Licenses tell others what they can (and cannot!) do with your work
- Licensing content and having access to software needed to use that content → go hand in hand

Licensing

Creative Commons (CC)

License		Type of use	Symbols
Attribution (BY)		You must credit the creator, the title and the license the work is under.	
Non Commercial (NC)		The work cannot be used for commercial purposes.	
No Derivatives (ND)		The work can only be used exactly how it is. The work cannot be adapted or modified in any way.	
Share Alike (SA)		Any new material produced using the work must be made available under the same license as the original work.	


Open Data Principles

FAIR DATA PRINCIPLES

AH!



FINDABLE



ACCESSIBLE



INTEROPERABLE



REUSABLE

Pre-prints and peer review

Pre-print = Versions of your paper before submission

Why would I pre-print?

- Research is “out there” faster
- Accessible and available for everyone
- Can link citations from pre-prints and journal publications in Google Scholar!

Pre-prints and peer review

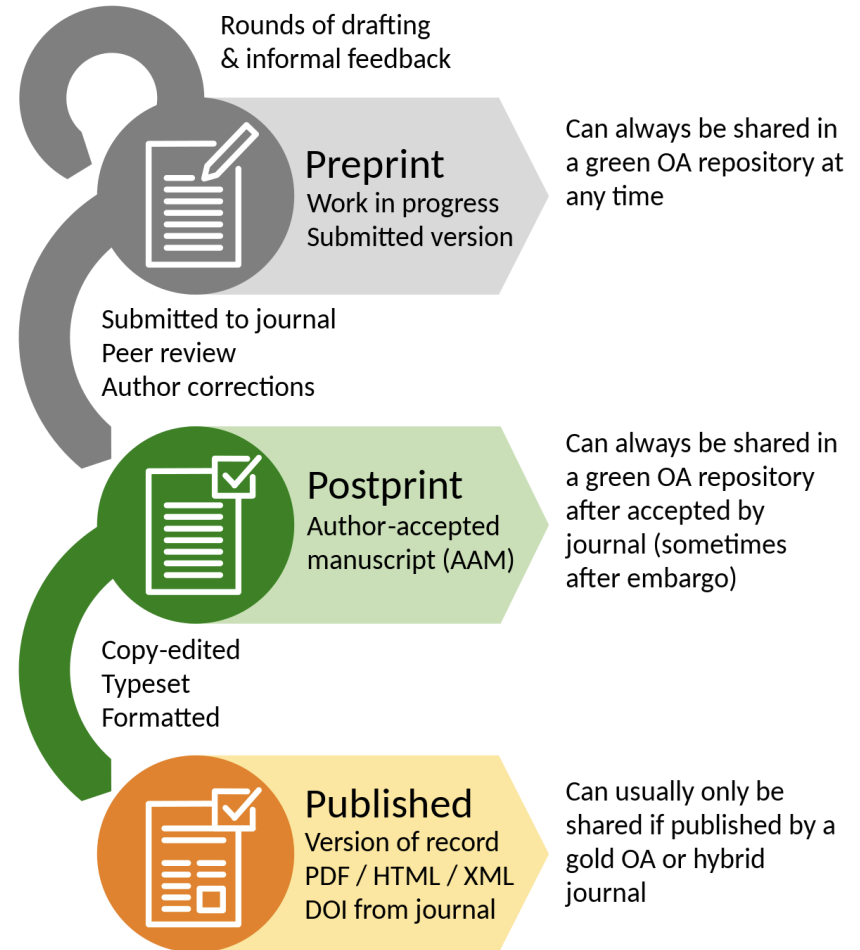
Pre-prints can be uploaded to repositories:

- arXiv
- **PsyArXiv**
- OSF preprints




Publishing Open Access

- OA = Can be read for free
- Green OA = Your manuscripts are free (maybe after some time)
- Gold OA = Your published version is free (but there may be processing charges)
- “Diamond” OA = Gold OA with no charges



Publishing Open Access



- Authors publishing in open access journals retain their rights to the manuscript and materials
- OA journals also have a peer review process

Publish OA at no extra cost (UoE-sponsored)

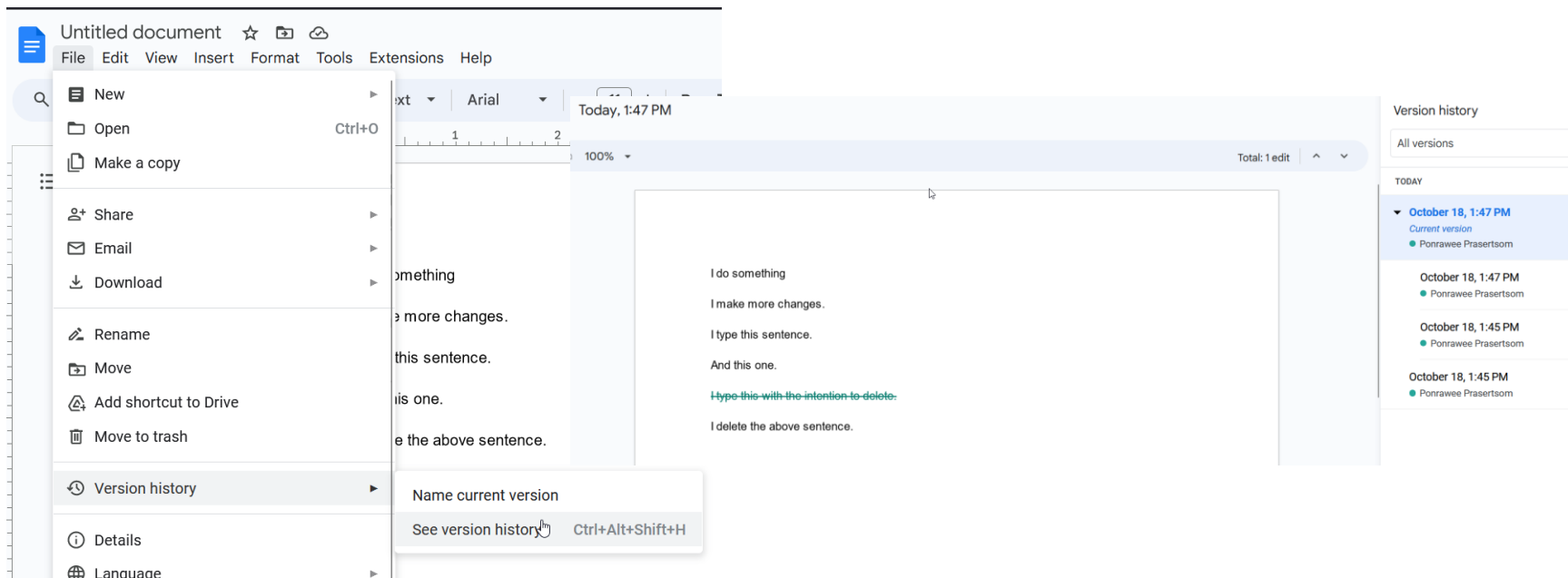
- Checkout **Read & Publish Journals** page on UoE website
- <https://www.ed.ac.uk/information-services/research-support/publish-research/open-access/read-and-publish-journals>

Version Control

- When working on a project, you may want to keep different **versions** of your project (i.e., a history of changes).
- Having different versions means your work process is more **transparent** = More people understand your work & decisions better

Version Control

- Example of simple version control: Google Docs



The screenshot displays the Google Docs interface for an "Untitled document". The top menu bar includes "File", "Edit", "View", "Insert", "Format", "Tools", "Extensions", and "Help". The "File" menu is open, showing options such as "New", "Open", "Make a copy", "Share", "Email", "Download", "Rename", "Move", "Add shortcut to Drive", "Move to trash", "Version history", "Details", and "Language". The "Version history" option is selected, and a sub-menu is visible with "Name current version" and "See version history" (with keyboard shortcut Ctrl+Alt+Shift+H). The main document area contains the text: "I do something", "I make more changes.", "I type this sentence.", "And this one.", "~~I type this with the intention to delete.~~", and "I delete the above sentence." The right sidebar shows the "Version history" panel, listing three versions from October 18, 1:47 PM, 1:45 PM, and 1:45 PM, all by user "Ponrawee Prasertsom". The current version is highlighted in blue.

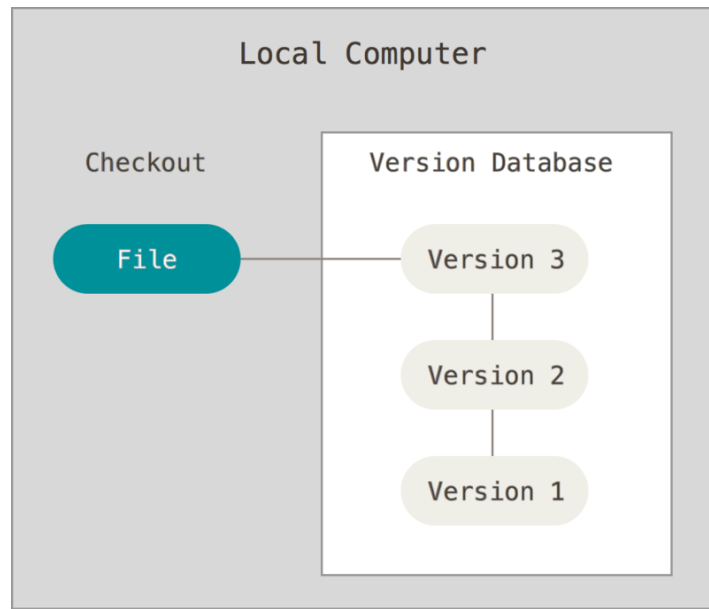
Version Control



Imagine that you can do the same thing, but with **all** the files related to your project.

- Documentation throughout research cycle
- Allows others to follow your research process → replication
- Creates transparency

Make a mistake? Go back in time!



Version Control



Commits

main

Commits on Nov 5, 2022

add legacy mode (=sg/pl alternation) for test trial

ponrawee committed on Nov 5, 2022

739544a <>

add trial counter; fix by-trial saving bug

ponrawee committed on Nov 5, 2022

8e3d091 <>

Commits on Nov 3, 2022

allow legacy (sing and plu) vs. new ver (singular only)

ponrawee committed on Nov 3, 2022

acabb3c <>

Commits on Nov 1, 2022

checkpoint before switching to singular-only trials

ponrawee committed on Nov 1, 2022

57bcddf <>

Commits on Oct 16, 2022

initial commit

ponrawee committed on Oct 16, 2022

58efa7d <>

Newer Older

By default, links in text blocks will now be underlined. You can change this preference in the [accessibility](#) settings.

Ok, got it!

Where to go from here?

“... openness is not ‘all-or-nothing’” McKiernan et al. (2016)

- Better to think of as a ***continuum of practices***
- Getting started with one practice is better than none at all!

<https://pplsopenresearch.github.io/>



Bookmark our website! A lot of resources and useful links

Appointment

- We offer a one-to-one drop-in meeting for your open research needs!
- If you have any problem when incorporating open research practices in your work, please drop by.
- Book a slot on our website (click **Book us!**):
<https://pplsopenresearch.github.io/>

Future Workshops (tentative dates)

Pre-registration workshop – 1st November

- Hands-on practical help with pre-registering experimental analyses



Github workshop – 15th November

- How to start version control and making your data accessible





Thank you!

We would really appreciate your feedback!

<https://pplsopenresearch.github.io>

pplsopenresearch@ed.ac.uk

Feedback form (requires Edinburgh email login)